

Meet the HIKE 100

Designed for outdoor adventure, this rugged new travel trailer is light enough (less than 3,000 pounds dry) to be towed by smaller vehicles, has plenty of room for all your gear, and is loaded with features that make it easy to stay off-grid during extended-season adventures.

- » Exoskeleton accepts Thule® accessories to hold kayaks, canoes, paddleboards, etc.
- » 2-inch accessory receiver for bike racks or other accessories
- » Awnings on three sides add nearly 200 square feet of outdoor living space, shield the exterior kitchen, and drop down to create an exterior shower or changing room
- » Wet/dry bath with full shower can also serve as a gear drying area
- » 2" thick sidewalls and radiant foil insulation in the roof provide better thermal regulation and protection from heat and cold
- » Enclosed holding tanks with 12-volt pad heaters ensure tanks don't freeze
- » 190-watt solar panel plus solar prep for additional portable panel

WINNEBAGO

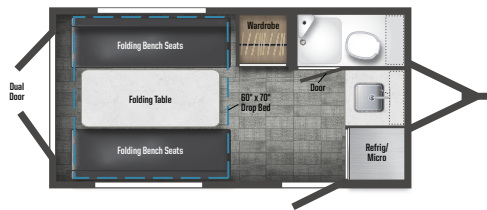




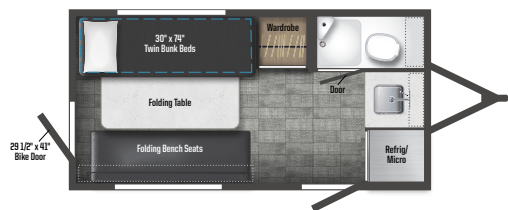
H1316FB



H1316SB



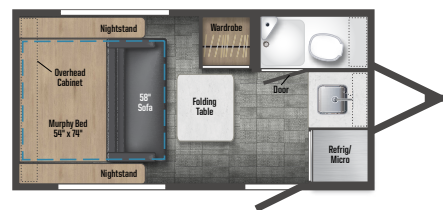
H1316TB



WEIGHTS | MEASURES

	H1316FB	H1316SB	H1316TB	H1316MB	H1316DB
Length	15'9"	15'9"	15'9"	15'9"	15'9"
Exterior Height	10'2"	10'2"	10'2"	10'2"	10'2"
Exterior Width	7'9"	7'9"	7'9"	7'9"	7'9"
Awning Length	10'9"	10'9"	10'9"	10'9"	10'9"
Interior Height	6'5"	6'5"	6'5"	6'5"	6'5"
Freshwater tank capacity	31	31	31	31	31
Water heater tank capacity	6	6	6	6	6
Holding tank capacity-black (gal)	4.75	4.75	4.75	4.75	4.75
Holding tank capacity-gray (gal)	25	25	25	25	25
LP capacity (lbs.)	20	20	20	20	20
GVWR (lbs)	4,200	4,200	4,200	4,200	4,200
Sleeps	3	2	2	2	3
Axles (lbs.)	1 @ 4,000	1 @ 4,000	1 @ 4,000	1 @ 4,000	1 @ 4,000
Dry Weight (lbs.)	TBD	TBD	TBD	TBD	TBD
Furnace (BTU)	18,000	18,000	18,000	18,000	18,000
Hitch Weight (lbs)	TBD	TBD	TBD	TBD	TBD
Tire size	LT235/75R16	LT235/75R16	LT235/75R16	LT235/75R16	LT235/75R16

H1316MB



H1316DB



Because features, specifications, equipment, and options may vary from those highlighted in this brochure, the buyer is responsible for confirming with the dealer the features, specifications, equipment, and options included on their specific vehicle. In addition, Winnebago's program of continuous product improvement may result in changes to vehicle specifications, equipment, model availability, and price without notice.

Dotted lines denote overhead storage areas. Blue dashed lines denote sleeping areas. Floorplans are representations only and are subject to change. Please contact a certified Winnebago dealer for more information.