



Date: May 23, 2014

Regarding: **Sport Utility and Crossover Vehicle Thefts in the United States**
(Public Dissemination)

Prepared By: James Bowers, Strategic Analyst

Section 1: Introduction

This *ForeCAST*SM Report analyzes the National Crime Information Center (NCIC) vehicle theft and recovery data to identify trends and patterns regarding sport utility vehicle (SUV) and crossover utility vehicle (CUV) thefts in the United States. SUVs are typically built on a pickup truck platform and are considered light trucks. They were originally designed to combine the passenger space of a minivan or large sedan with the utility and towing capacity of a pickup truck. CUVs, in contrast, are built on a car platform to combine the features of a SUV with the handling and fuel economy of a passenger car. CUVs may also share characteristics with station wagons or hatchback vehicles.

Vehicles analyzed in this report comprise only 2011-2013 model years and were based on the market classifications by *Automotive News*¹ which breaks down SUV and CUV models into the following classes:

SUV

Compact
Mid-Sized
Large
Premium
Pickup SUV

CUV

Compact
Mid-Sized
Large
Premium

This report includes a look at SUV and CUV thefts by class as well as the top 10 theft makes and models. In addition, the report details the top 10 theft states and theft core-based statistical areas (CBSAs) and takes a detailed look at unrecovered SUV and CUV thefts, including unrecovered thefts by class, the top 10 unrecovered theft CBSAs, and the top 10 unrecovered makes and models.

Section 2: Executive Summary

There were 21,711 2011-2013 model year SUVs and CUVs reported stolen in the United States between January 1, 2010 and December 31, 2013. The analysis in this report shows that California (3,531) has the highest number of SUV and CUV thefts by state while the New York-Northern New Jersey-Long Island, NY-NJ-PA CBSA (2,530) has the highest by CBSA. In addition, Compact CUVs had the highest number of thefts by class but the high dollar value Premium SUV class was the most unrecovered. The New York-Northern New Jersey-Long Island, NY-NJ-PA CBSA also had the highest number of unrecovered SUV and CUV thefts.

¹ A full listing of the makes and models for each class is available at [Automotive News' Data Center](#).

² Only NCIC entries with valid vehicle identification numbers (VINs) which could be decoded for make and model were included in this report.



Section 3: Thefts by Class and Top Theft Makes and Models

As noted in the table to the right which details the number of thefts for each class, Compact CUVs had the highest number of thefts by class with 6,981 thefts. Large CUVs came in second with 3,206 thefts, followed by Mid-Sized CUVs with 3,204 thefts. Large SUVs led the SUV type with 2,902 thefts, Premium SUVs came in second in the SUV type with 1,560 thefts followed by Compact SUVs with 856 thefts.

Also of note, Compact, Large, and Mid-Sized CUVs make up the top 3 of the theft classes. SUVs are broken down into more classes than CUVs; however, in total, CUVs are responsible for 15,785, or 73% of the thefts, while SUVs make up only 5,926, or 27% of the thefts.

The Pickup and Mid-Sized class of SUVs had the least number of thefts. This is likely due, in part, to lower production numbers for these classes.

The table below details the top 10 theft makes and models for SUV and CUV thefts for the 2011-2013 model years are included in this report. The highest number of thefts were all Ford CUVs; Ford Escape (1,421), Edge (1,140), and Explorer (958).

Type	Class	Thefts
CUV	Compact	6,981
CUV	Large	3,206
CUV	Mid-Sized	3,204
SUV	Large	2,902
CUV	Premium	2,394
SUV	Premium	1,560
SUV	Compact	856
SUV	Mid-Sized	555
SUV	Pickup	53

CUV=  SUV= 

Make	Model	Class	Thefts
Ford	Escape	Compact CUV	1,421
Ford	Edge	CUV	1,140
Ford	Explorer	Large CUV	958
Jeep	Grand Cherokee	Large SUV	912
Kia	Sorento	CUV	725
Chevrolet	Traverse	Large CUV	720
Nissan	Rogue	Compact CUV	695
Honda	CR-V	Compact CUV	688
Toyota	Rav4	Compact CUV	665
Chevrolet	Equinox	Compact CUV	648

CUVs again make up the majority of the thefts with 9 CUV models in the top 10 theft makes and models list. The only SUV model in the list is the Jeep Grand Cherokee with 912 thefts. Ford is the only make to have 3 models on the list, with Chevrolet following with 2 models.

The majority of the top 10 theft makes and models (5 of the 10) are Compact CUVs. Large CUVs and Mid-Sized CUVs, each have 2 models that make the list.

CUV=  SUV= 

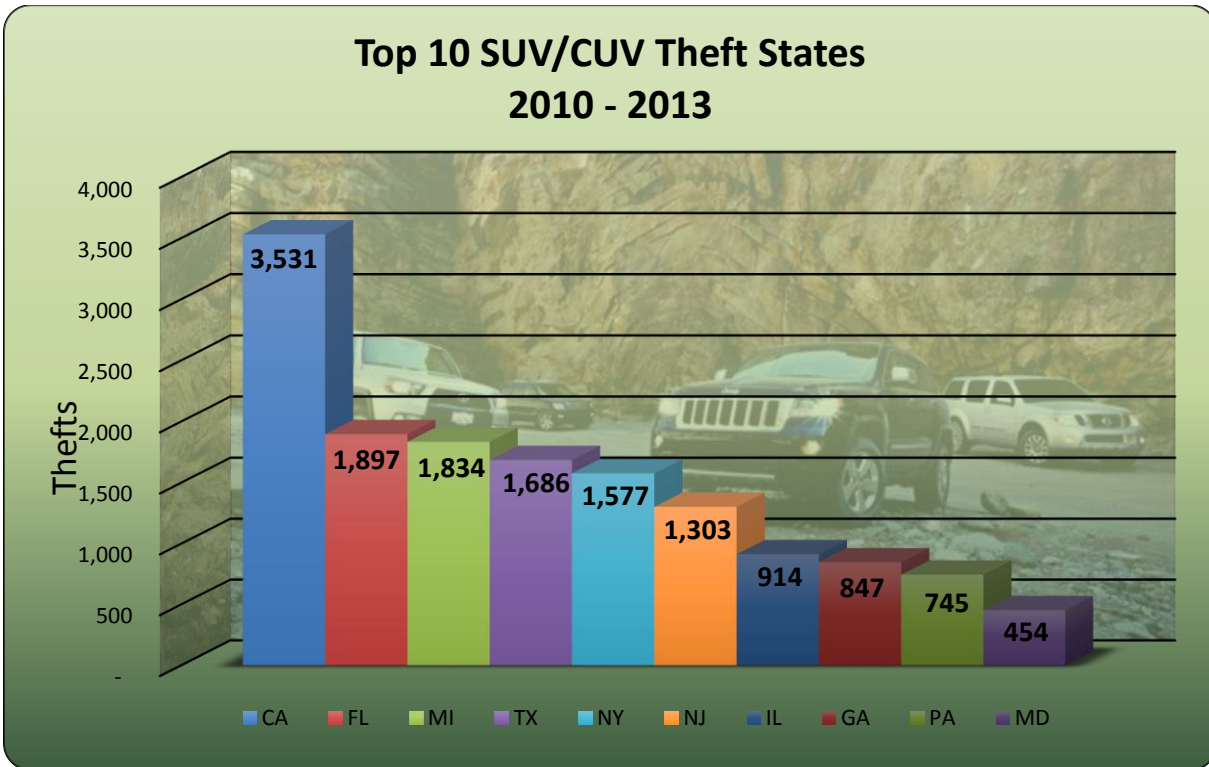
Section 4: Top Thefts States and CBSAs

California had the most SUV and CUV thefts with 3,531 thefts, followed by Florida with 1,897 thefts and Michigan with 1,834 thefts. California thefts accounted for 16% of all SUV and CUV thefts. The chart below details the top 10 states for SUV and CUV thefts. As a whole, the top 10 theft states represent 68% of the SUV and CUV thefts. A map of all SUV and CUV thefts by state is included on [Page 7](#).

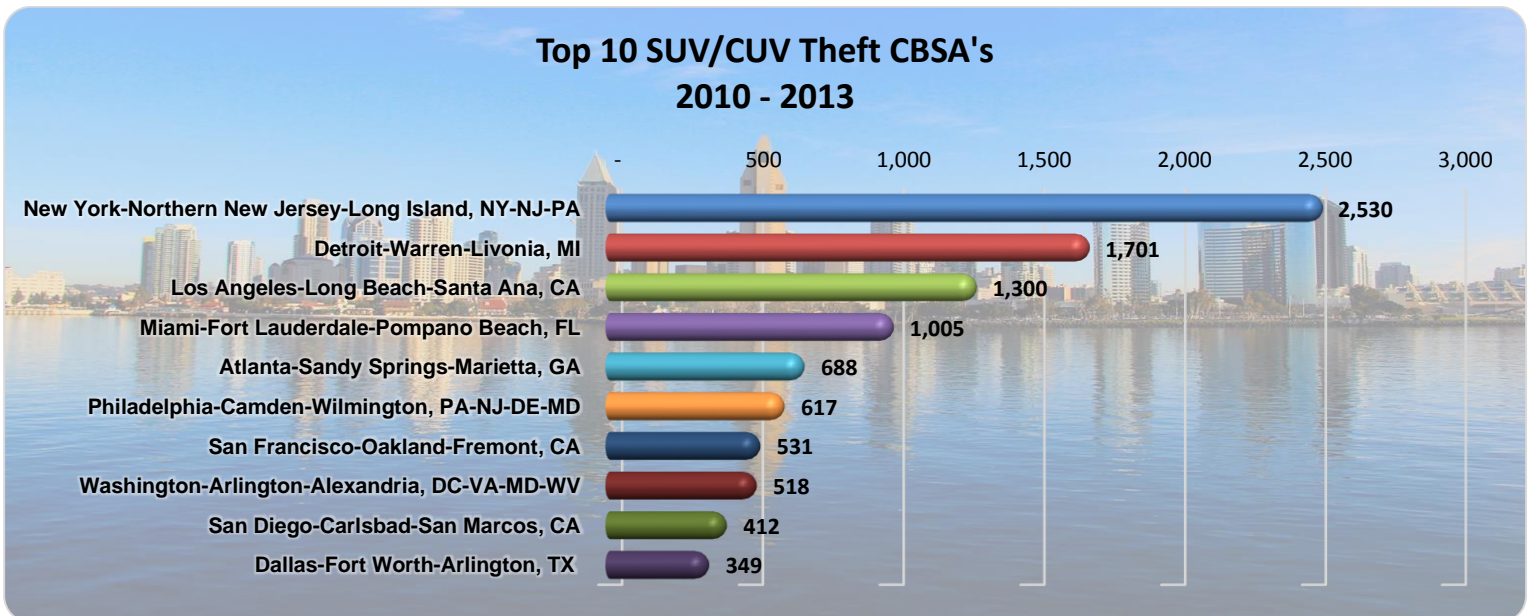
SUV and CUV Thefts in the United States - (Public Dissemination)

May 23, 2014

Page 3 of 8



The New York-Northern New Jersey-Long Island, NY-NJ-PA CBSA had the highest number of thefts with 2,530 thefts; over 800 more than the second highest CBSA of Detroit-Warren- Livonia, MI which had 1,701 thefts. Los Angeles-Long Beach-Santa Ana, CA (1,300); Miami-Fort Lauderdale-Pompano Beach, FL (1,005); and Atlanta-Sandy Springs-Marietta, GA (688) round out the top 5 theft CBSAs.



Section 5: Unrecovered Thefts

Overall, 13%, or 2,834, of the SUV and CUV thefts in this analysis were unrecovered as of March 31, 2014. These vehicles may have been targeted by sophisticated organized theft rings which dismantle stolen vehicles for parts, VIN switch them to resell to unsuspecting buyers, or export them to other countries. The table below details the unrecovered SUV and CUV thefts by class. By volume, Compact CUVs and Premium SUVs have the top 2 highest number of unrecovered vehicles with 534 and 507 respectively. However, the Compact CUV unrecovered thefts represent only 8% of all Compact CUV thefts, the second lowest percentage unrecovered for all the classes. While Premium SUVs hold the second spot for the highest number of unrecovered thefts, they also have the highest percentage with 33% being unrecovered. Interestingly, 5 of the top 6 of the top unrecovered classes by percentage are SUVs, including Premium, Compact, Mid-Sized, Large, and Pickup. These classes also consist of some of highest dollar values for all SUV and CUV classes.

Unrecovered SUV & CUV Thefts by Class				
Type	Class	Total Thefts	Unrecovered Thefts	Percentage Unrecovered
CUV	Compact	6,981	534	8%
SUV	Premium	1,560	507	33%
SUV	Large	2,902	486	17%
CUV	Premium	2,394	440	18%
CUV	Large	3,206	306	10%
CUV	Mid-Sized	3,204	230	7%
SUV	Compact	856	221	26%
SUV	Mid-Sized	555	102	18%
SUV	Pickup	53	8	15%


CUV=  SUV= 

New Jersey had the highest number of unrecovered thefts with 368 followed by New York and California with 353 and 323 respectively. In fact, New York and New Jersey make up 25% of all the unrecovered vehicle thefts in the US. A map of all unrecovered SUV and CUV thefts by state is included on [Page 8](#). More noteworthy, however, is that the New York-Northern New Jersey-Long Island, NY-NJ-PA CBSA had more than 3 times more unrecovered thefts than any other CBSA with 678 unrecovered SUV and CUV thefts. The next highest CBSA was Miami-Fort Lauderdale-Pompano Beach, FL with 189 unrecovered thefts.

SUV and CUV Thefts in the United States - (Public Dissemination)

May 23, 2014

Page 5 of 8



The table below shows the top 10 unrecovered SUV and CUV makes and models. Jeeps make up the top 2 unrecovered theft models with the Wrangler at 176, and the Grand Cherokee at 153. The Cadillac Escalade and the Land Rover Range Rover/Range Rover Sport come in third and fourth with 144 thefts and 140 thefts respectively. Of the top 10 unrecovered makes and models, the Mercedes-Benz GL Class had the highest percentage of unrecovered thefts with 37%, followed by the Land Rover Range Rover/Range Rover Sport with 36%. Interestingly, of the top 10 unrecovered makes and models, the top 6 are all SUVs.

Unrecovered SUV & CUV Thefts by Make and Model				
Make	Model	Thefts	Unrecovered	Percentage Unrecovered
Jeep	Wrangler	633	176	28%
Jeep	Grand Cherokee	912	153	17%
Cadillac	Escalade	486	144	30%
Land Rover	Range Rover/Range Rover Sport	390	140	36%
Mercedes-Benz	GL class	323	119	37%
Chevrolet	Tahoe	647	112	17%
Nissan	Rogue	695	87	13%
Ford	Explorer	958	80	8%
Toyota	Rav4	665	76	11%
Ford	Escape	1,421	76	5%
Honda	Pilot	465	76	16%

CUV= SUV=

Section 6: Conclusion

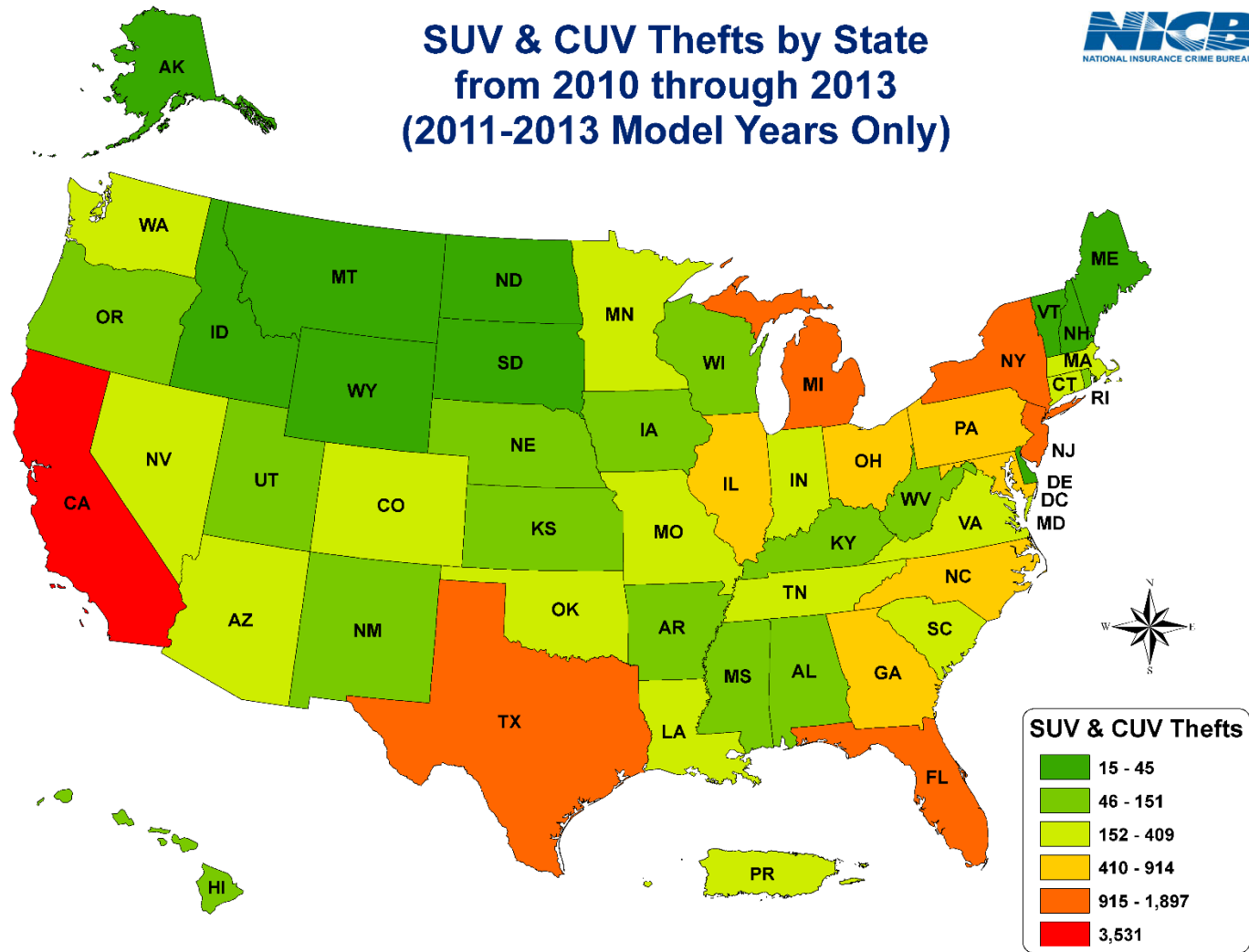
SUVs and CUVs have become a popular choice for consumers over the past decade. As such, they have also become favored by car thieves. Between January 1, 2010 and December 31, 2013, 21,711 SUVs and CUVs were reported stolen (only 2011-2013 model years were included in this analysis). The previous SUV & CUV *ForeCAST*SM examined thefts between January 1, 2008 and June 30, 2012 (only 2009-2011 model years were included in the prior analysis) where only 19,961 thefts occurred. CUVs, in general, had more thefts with 15,785 CUV thefts versus 5,926 SUV thefts. CUV thefts rose 31% from the prior report while SUV thefts decreased by 25%. Compact CUVs were the most popular with thieves with 6,981 being reported stolen. Out of the SUV classes, Large SUVs had the most thefts with 2,902.

California had the highest number of SUV and CUV thefts by state with 3,531 thefts, up from 3,003 in the previous report. Florida rose from the third highest number of thefts in the previous report to position two with 1,897 with Michigan following with 1,834. The top theft CBSA was New York-Northern New Jersey-Long Island, NY-NJ-PA with 2,530 thefts, 49% more than Detroit-Warren-Livonia, MI which came in second with 1,701 thefts, a 40% increase from the previous report.

Overall, 13% of SUV and CUV thefts remain unrecovered compared to 15% in the previous report. Compact CUVs have the most unrecovered thefts by volume with 534; however, that only represents 8% of all Compact CUV thefts. Premium Large SUVs have the highest percentage of unrecovered thefts with 33%. Five (5) of the top 6 unrecovered classes by percentage are SUVs, including Premium Large, Compact, Mid-Sized, Large, and Pickup which are some of highest dollar values for all SUV and CUV classes.

The New York-Northern New Jersey-Long Island, NY-NJ-PA CBSA had by far the most unrecovered thefts with 678, yet down from 725 in the previous report. The next highest CBSA was Miami-Fort Lauderdale-Pompano Beach, FL with 189 unrecovered thefts. The Jeep Wrangler was the make and model with the most unrecovered thefts at 176, followed by the Jeep Grand Cherokee with 153, and the Cadillac Escalade with 144.

Appendix A: Geographic Analysis of SUV & CUV Thefts by State



Appendix B: Geographic Analysis of Unrecovered SUV & CUV Thefts by State

